

Transportation Improvement Program (TIP) and Long Range Transportation Plan (LRTP)

Adopting the 2023-2026 TIP & Updating the 2045 LRTP



2023-2026 Transportation Improvement program (TIP) & 2045 Long Range Transportation Plan

- **30 Day Public Comment Period** began on January 6, 2023 and will conclude on February 7, 2023
- **Public Hearing** on February 8, 2023 at the MPO meeting
- Once all MPO TIPs are approved the State TIP (STIP) is submitted for Federal approval
- MPO TIP & LRTP must be *consistent* in that TIP projects must be shown with similar cost and timing in the LRTP.

<https://www.publicinput.com/RPC2023TIP>

Regional Projects

The funding allocated to regional projects included in the TIP for implementation is summarized in **Figure 7-3** and each of the projects are listed individually in **Figure 7-4**. Projects are sorted by community/location and project numbers and represent all projects that are either federally funded or are considered regionally significant and thus require federal action as part of the TIP approval. Figure 7-4 includes all individually listed projects in the region with the exception of the FTA funding for the regional transit agencies. Each of these agencies (CART, COAST, and UNH Wildcat Transit) show a single project for each of their FTA funding allocations. Further details on the transit projects are included in Section 7.4 and the accompanying figures. The project details incorporated into Figure 7-4 include project name and number, location, general scope, programmed cost by phase and year inflated to year of construction costs for each year after 2019. Total costs for each project are also shown and this includes costs accrued for the years before and that may be programmed after the TIP timeframe.

Figure 7-3: Total Funding for Individually Listed TIP Projects by Fiscal Year and Source

Fiscal Year	Federal	State	Other	Total
2019	\$ 43,444,947	\$ 36,367,659	\$ 19,534,037	\$ 99,346,642
2020	\$ 45,781,722	\$ 35,319,458	\$ 2,044,896	\$ 83,146,076
2021	\$ 25,185,619	\$ 25,029,858	\$ 6,858,004	\$ 57,073,480
2022	\$ 34,691,404	\$ 7,041,264	\$ 1,238,535	\$ 42,971,204
	\$ 149,103,692	\$ 103,758,560	\$ 29,675,471	\$ 282,537,402

Please Provide any comments regarding **Figure 7-4: Regional Projects**. Include all comments on Figure 7-4 as a single response. Make sure to click "Comment" below when you are done with your response for your input to be saved.

Share your thoughts and ideas...

Your name (optional)

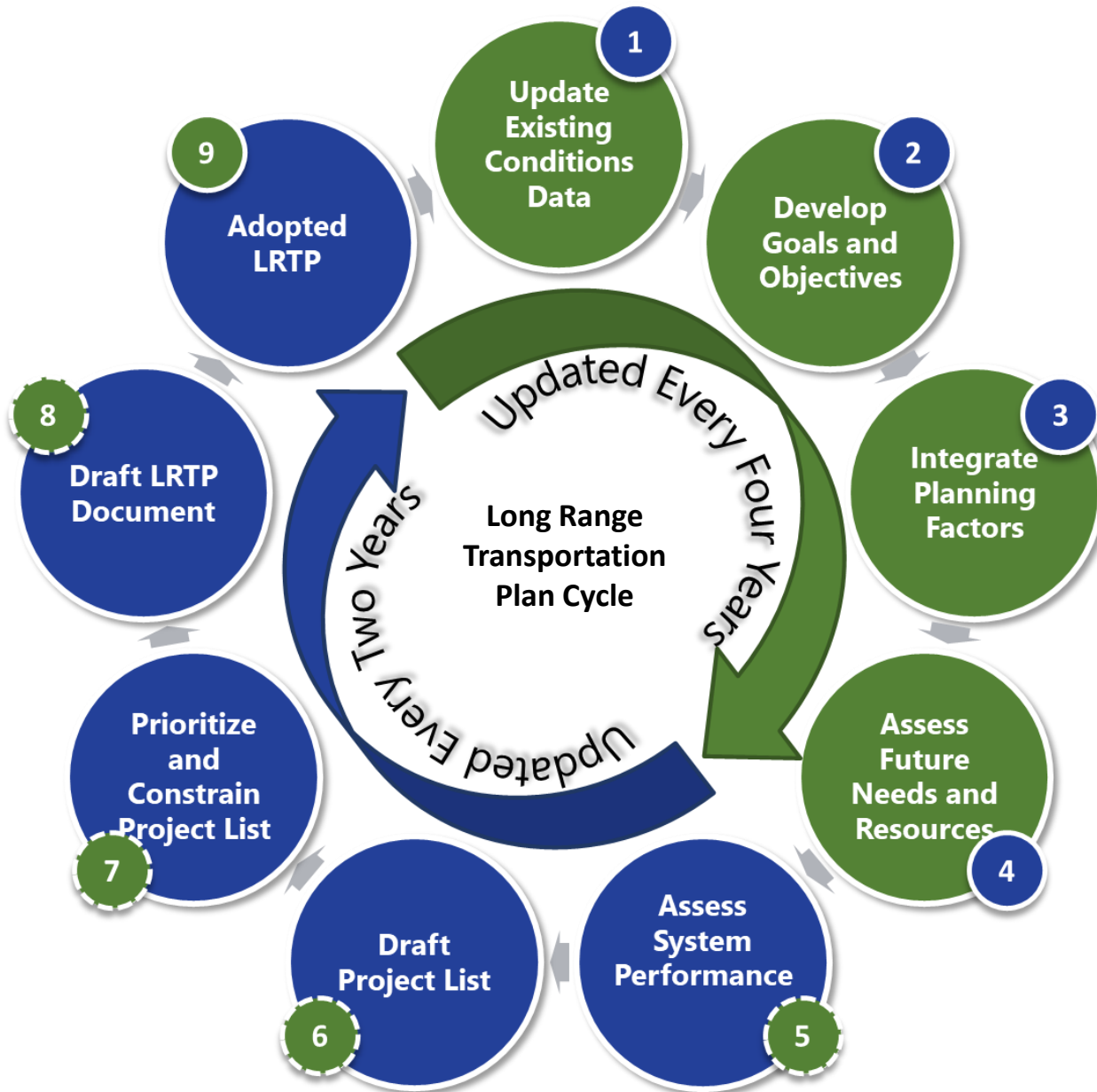
David Walker

Comment

MPO Long Range Transportation Plan

		State Ten Year Plan	MPO TIP
Planning Horizon	20+ Years	10 Years	4 Years
Update Cycle	4-5 Years	2 Years	2 Years
Funding Commitment	MPO Identifies Funding Available	State Commitment to Funding Project	Federal Funding Dedicated
Fiscal Constraint	Fiscally Constrained by Federal Rule	Fiscally Constrained by State Law	Fiscally Constrained By Federal Rule
Project Stage	Project Concept	Project Development	Project Implementation
Project Types included	Federally Funded & Regionally Significant	Federal and State Funded	Federally Funded & Regionally Significant
Project Advancement	Provides Candidates for State Ten Year Plan Project Prioritization	Projects queued by year but advance to TIP when ready	Projects Designed and Implemented
Other	Establishes MPO Goals, objectives, and priorities	Regions have "Target" funding allocations to set priority projects	Regional TIPs are combined to create State TIP (STIP)
		2023 - 2032	2023 - 2026
		2023 - 2045	

L RTP Process



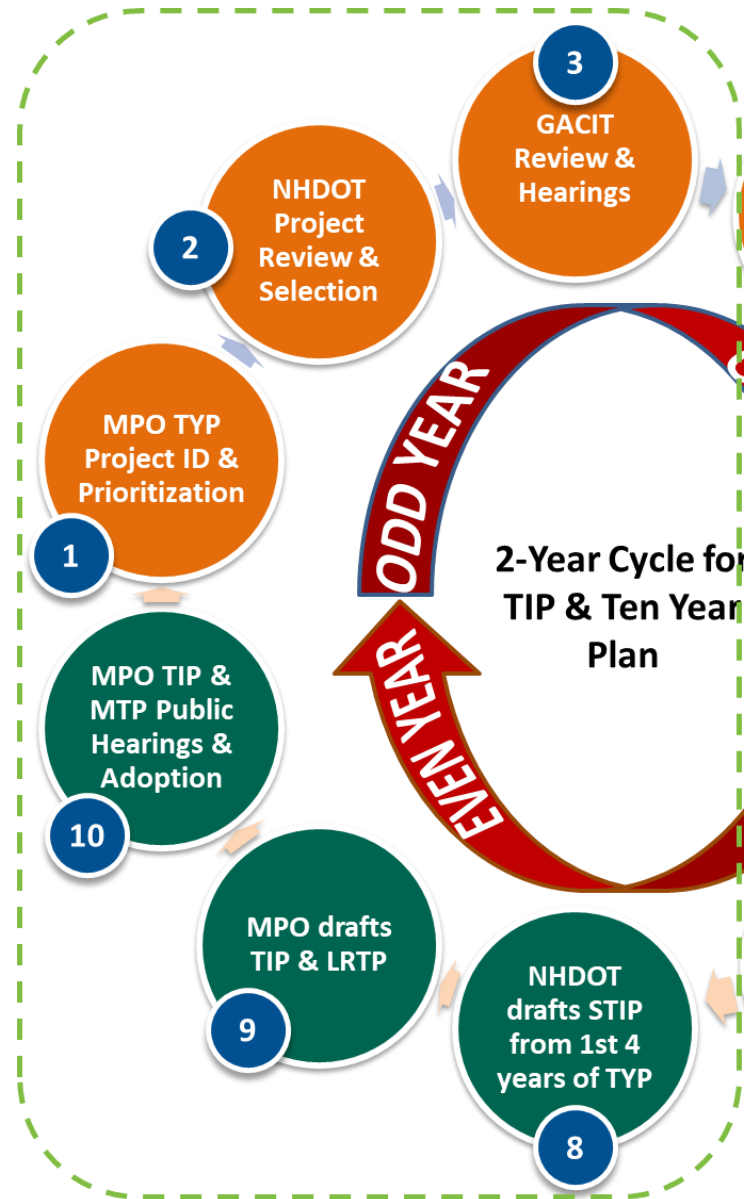
- Major Updates of all components every 4 years
- Update Project list every two years in coordination with Ten Year Plan process
- L RTP provides initial list of projects for the Ten Year Plan
- Prioritization process determines when a project is "scheduled" in the L RTP

Ten Year Plan & STIP/TIP Process



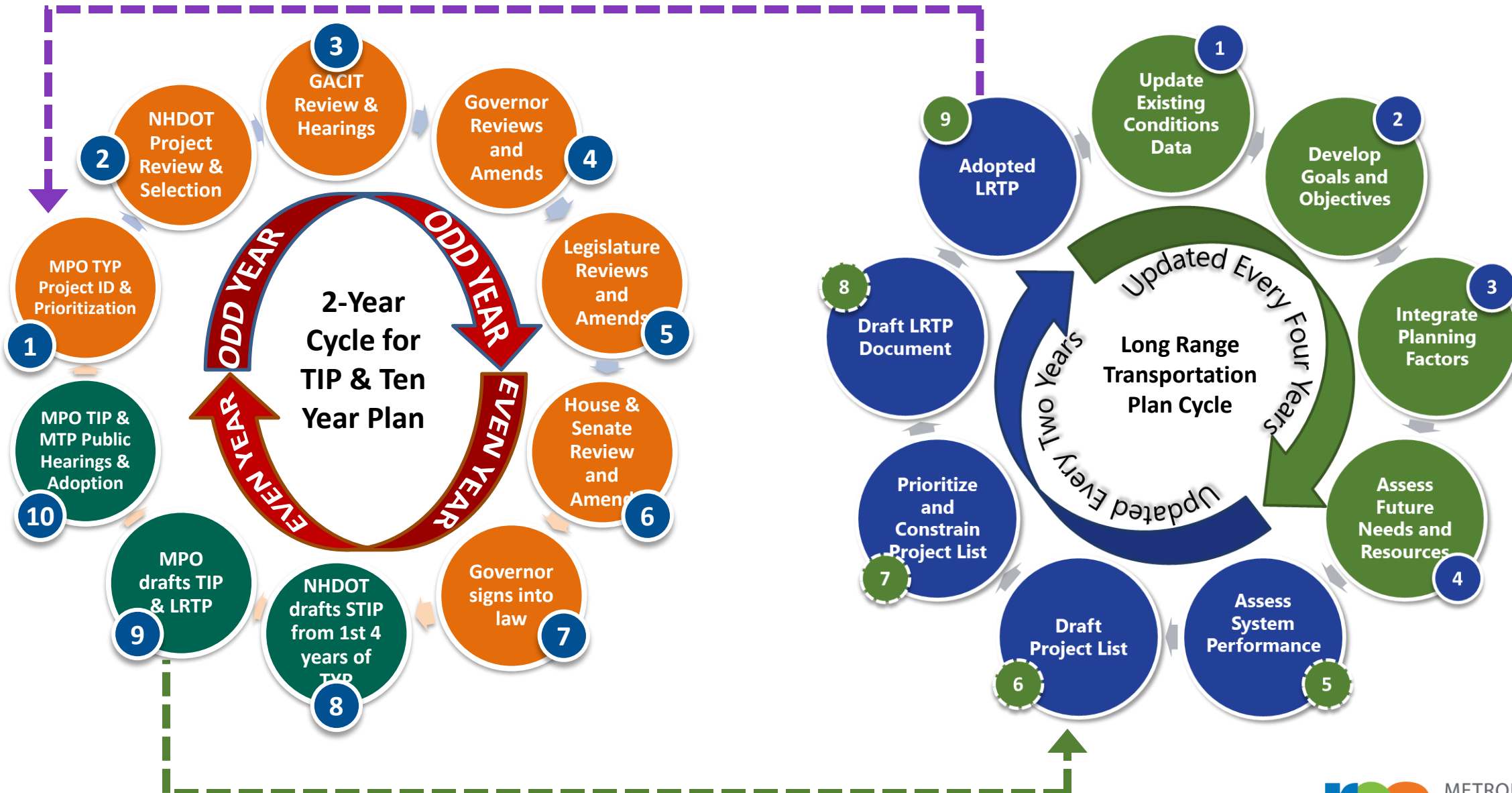
- 2-Year Cycle
- MPO involved at beginning and end of process
- Governor Signing Ten Year Plan starts STIP development
- DOT builds STIP from first 4 years of Ten Year Plan and ongoing projects
- MPO builds TIP from Draft STIP released by NHDOT

MPO ROLE IN THE STATE TEN YEAR PLAN



1. Identify regional transportation project priorities
2. MPO provides feedback to NHDOT on initial draft of Ten Year Plan
3. Provide Input to GACIT (District 3) on the contents of the draft Ten Year Plan. Present MPO Planning Process and Priorities at public hearings.
8. Review draft STIP and provide feedback to NHDOT regarding projects included (or not)
9. Draft Regional TIP and update Long Range Plan project listing based on approved TYP contents
10. Approve new 4-year TIP and updated LRTP

L RTP → Ten Year Plan → TIP Interaction

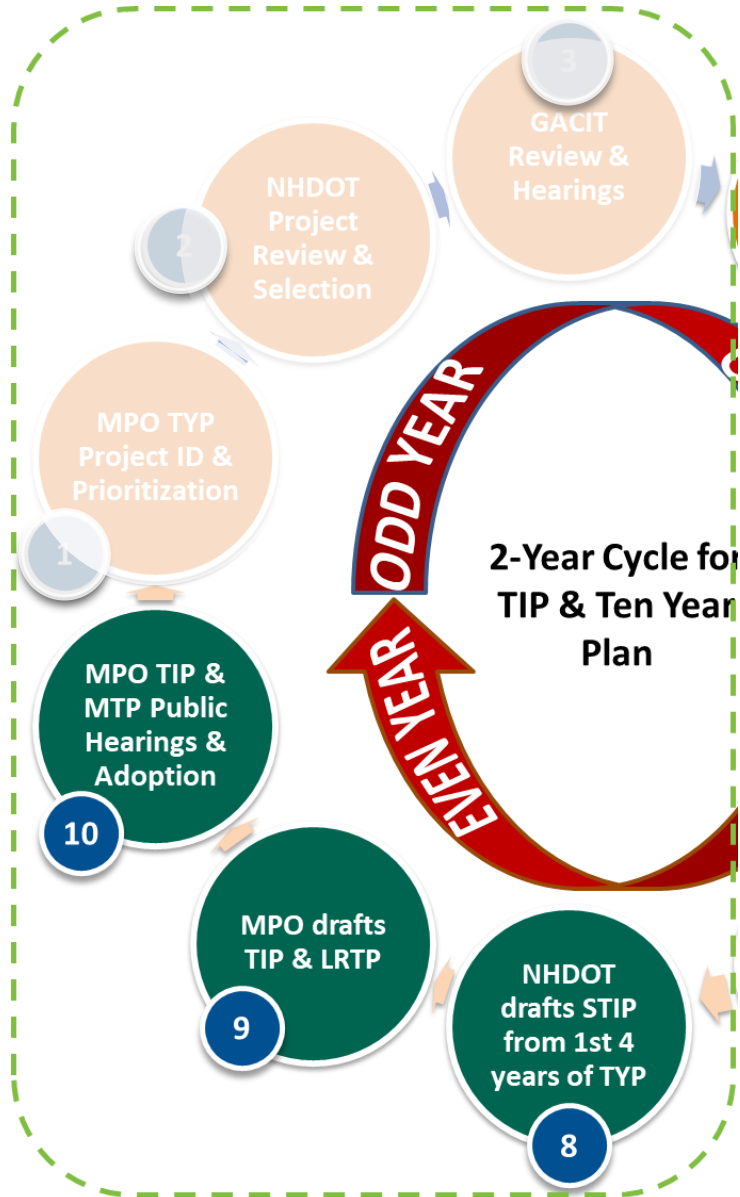


Transportation Improvement Program (TIP)

Adopting the 2021-2024 TIP



2023-2026 TIP Update



- Builds off 2023-2032 Ten Year Plan signed by the Governor
- Incorporates information on ongoing projects
- Adds new projects for two outer years (2025-2026)
- Becomes first four years of Long Range Transportation Plan
- More stringent fiscal constraint requirements than the Ten Year Plan

2023-2026 TIP Update

What is included in the update:

- ✓ Project listing and information
- ✓ Fiscal constraint documentation
- ✓ Public Involvement section
- ✓ MPO System Performance Report
- ✓ Technical updates to other components

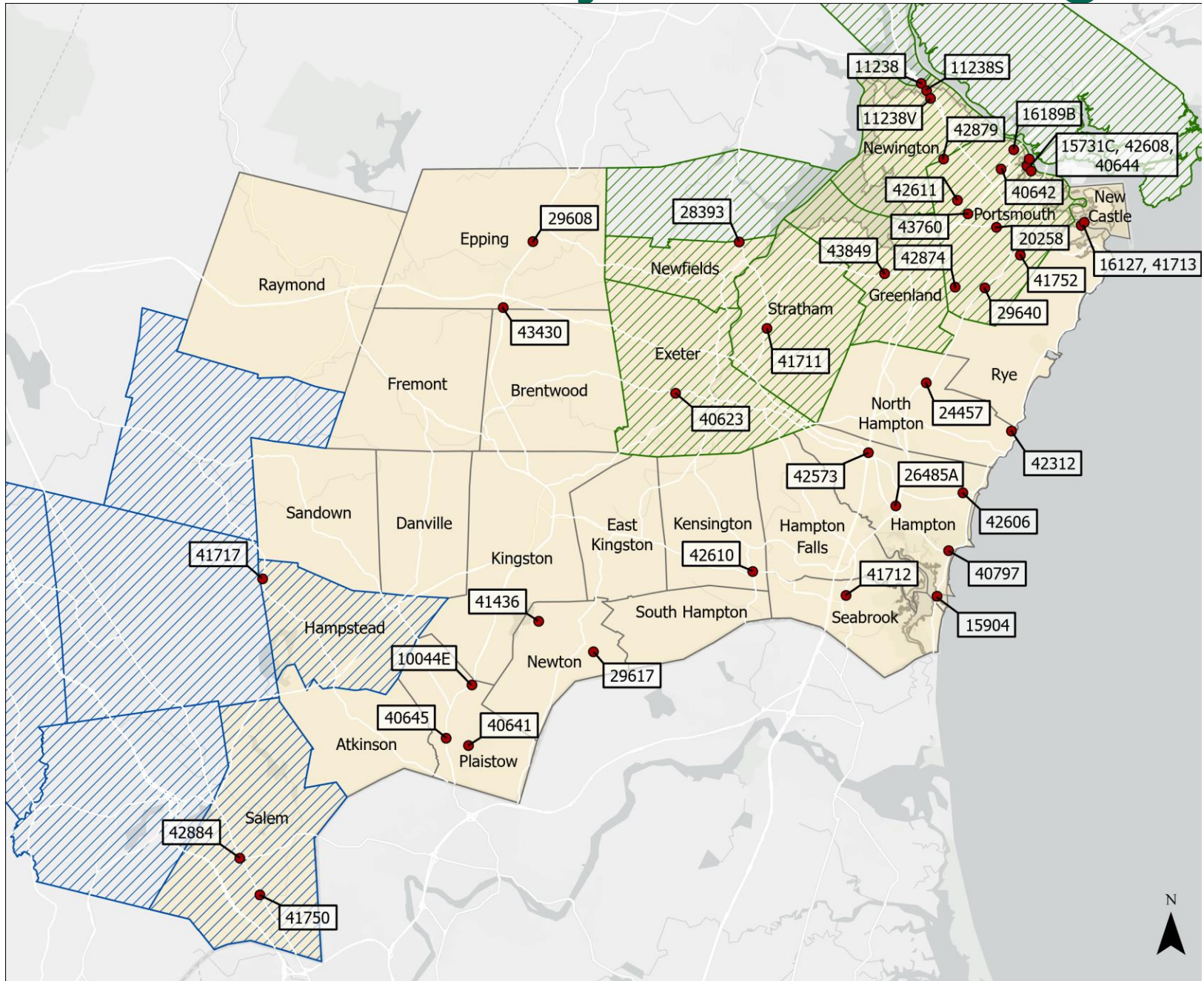


Status of Projects in the 2021-2024 TIP

Status of Projects from the 2021-2024 TIP (Figure 10 From TIP)

Status	#	% of Total		Funding	% of Total
Completed/In Progress	33	66%		\$ 172,128,264	62.9%
Regional Transit	4	8%		\$33,264,094	12.1%
Delayed to 2023 or later	12	24%		\$ 68,339,273	25%
Dropped	1	2%		\$ 152,357	<0.01%
Total	50	100%		\$ 273,833,988	100%

2023-2026 TIP Projects & Funding



- \$238 Million invested in 40 Regional Projects
- \$37 million in transit funding grouped by agency and funding source
- 34 “Statewide” programs totaling approximately \$540 Million

Regional Projects Summary

Source	2023	2024	2025	2026	Total	% of Total
Federal	\$86,348,495	\$55,400,519	\$79,998,942	\$36,204,038	\$257,951,994	81.6%
State	\$21,403,406	\$23,660,650	\$3,927	\$4,086	\$45,072,069	14.3%
Local/Other	\$2,681,753	\$3,920,060	\$3,529,091	\$2,934,414	\$13,065,318	4.1%
Total	\$110,433,654	\$82,981,229	\$83,531,959	\$39,089,381	\$316,089,381	100%

Phase	2023	2024	2025	2026	Total	% of Total
PE	\$9,592,679	\$621,493	\$2,013,548	\$1,139,462	\$13,367,182	4.2%
ROW	\$5,080,743	\$516,367	\$762,462	\$411,401	\$6,770,973	2.2%
CON	\$86,693,639	\$72,589,850	\$71,311,610	\$27,951,469	\$258,546,568	81.8%
OTHER	\$9,066,593	\$9,253,519	\$9,444,340	\$9,640,206	\$37,404,206	11.8%
Total	\$110,433,654	\$82,981,229	\$83,531,959	\$39,089,381	\$ 316,089,381	100%

2023-2026 TIP: 5 Largest Projects

Project	Total in TIP	Total Cost
Replacement of NH 1A Bridge over Hampton Harbor (Seabrook-Hampton 15904)	\$ 88,788,590	\$94,130,852
Replacement of PDA-DHP side barge wharf (Portsmouth-Kittery 15731C)	\$42,689,216	\$42,689,216
General Sullivan Bridge Replacement/Rehabilitation (Newington-Dover 11238S)	\$33,504,000	\$33,504,000
Portsmouth US 1 Improvements (Portsmouth 29640)	\$15,568,557	\$16,833,557
Plaistow-Kingston NH 125 Improvements (Plaistow-Kingston 10044E)	\$12,190,820	\$17,135,320
	Total "Big" Projects	\$192,741,183
	% of Regional Funding	60.9%

Transit System Funding

Project	Total in TIP
COAST FTA 5307 small urban system operating funding (COAST5307)	\$ 13,832,369
MTA FTA 5307 small urban system operating funding(MTA5307)	\$22,175,518
MTA FTA 5310 funding for seniors and individuals with disabilities (MTA5310)	\$646,281
MTA FTA 5339 funding for vehicles and equipment(MTA5339)	\$208,490
Boston Urbanized Area 5307 (FTA5307) [Intercity service & other uses]	\$30,012,928
Total Transit Projects	\$67,417,586

COAST and MTA/CART would also expect to receive a portion of the statewide funding for FTA 5307, FTA5310, FTA5339, and the CMAQ to FTA transfer.

Project New to the TIP

- Epping – Address Red List bridge over Piscassic River (43430 – Bridge Program)
- Hampton – Winnacunnet Road Complete Streets (42606 - TAP)
- Kensington – Intersection upgrades at NH 107/NH 150 (42610 - TYP)
- Newington – Environmental mitigation at former Newington Country Store Site (11238V – Newington-Dover project)
- North Hampton-Rye – Reconstruction of Revetment seawalls/berms (42312)
- Portsmouth – Market Street/Russell Street intersection improvements (42608 - TYP)
- Portsmouth – Grafton Drive intersection improvements at Portsmouth Transportation Center (42611 – TYP)
- Seabrook – US 1 Capacity Improvements from New Zealand Road to Hampton Falls town line (41712 - TYP)

Programmatic Projects

- ADA
- BRDG-HIB-M&P
- BRDG-T1/2-M&P
- BRDG-T3/4-M&P
- CBI
- CMAQ-FTA
- CORRST
- CRDR
- DBE
- ENV-POST-CON
- FLAP
- FTA5307
- FTA5310
- FTA5339
- GRR
- HSIP
- LTAP
- MOBRR
- NSTI
- OJT/SS
- PAVE-T1-RESURF
- PAVE-T2-REHAB
- PAVE-T2-RESURF
- PVMRK
- RCTRL
- RRRCS
- SRTS
- STIC
- TA
- TRAC
- TRCK-WGHT-SFTY
- TSMO
- UBI
- USSS

- 34 “Statewide” programs totaling approximately \$540 Million
- “Grouped Projects” that are not required to be listed individually in TIP
 - Holding “Pots” for funds programmed through other methods (HSIP, TAP, etc.)
 - Statewide Preservation, Maintenance & Operations programs

Statewide Projects Summary

Source	2023	2024	2025	2026	Total	% of Total
Federal	\$120,030,325	\$95,725,676	\$124,919,990	\$127,608,414	\$468,284,414	86.8%
State	\$6,417,198	\$6,030,500	\$4,421,282	\$4,421,282	\$21,290,262	3.9%
Local/Other	\$14,646,336	\$11,817,644	\$12,174,653	\$11,541,494	\$50,180,127	9.3%
Total	\$141,093,859	\$113,093,859	\$141,515,925	\$143,571,190	\$539,754,794	100%

Phase	2023	2024	2025	2026	Total	% of Total
PE	\$6,291,000	\$3,776,000	\$3,161,000	\$2,591,950	\$15,819,950	2.9%
ROW	\$741,750	\$557,650	\$572,650	\$487,650	\$2,359,700	0.4%
CON	\$86,091,721	\$70,317,745	\$98,912,662	\$102,052,134	\$357,374,262	66.2%
OTHER	\$47,969,388	\$38,922,425	\$38,869,613	\$38,439,456	\$164,200,882	30.4%
Total	\$141,093,859	\$113,573,820	\$141,515,925	\$143,571,190	\$539,754,794	

Changes to Address

- 10 Views of public engagement portal but no comments received.
- COAST noted that the recently awarded FTA 5339(b) grant for the construction of a maintenance facility needs to be added to the TIP. This includes \$7,736,284 in new Federal funds.
- COAST also received an additional \$2,000,000 in USDOT Transit Infrastructure bond funding that will need to be incorporated as well. Possibly a separate project.
- Portsmouth has requested that funding for Portsmouth 40642 (Maplewood Ave Complete Streets) be shifted to Portsmouth 20258 (Peverly Hill Road bicycle and pedestrian improvements). The work proposed for Maplewood Ave has been completed using other funds.
- Working on completing the System Performance Report.
- Continuing to review project list and financials to ensure accuracy and consistency with NHDOT
- Continuing to address technical edits to the document

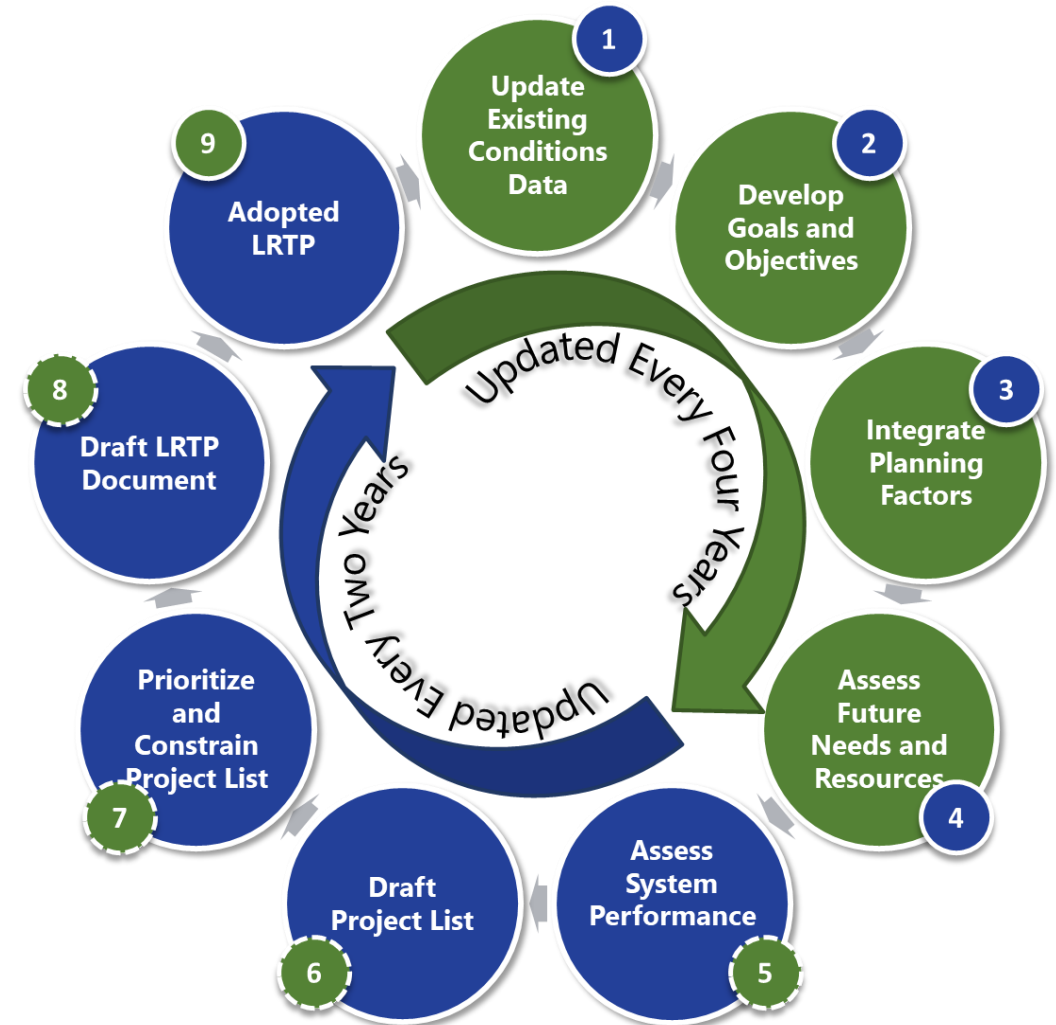
Long Range Transportation Plan (LRTP)

Updating the 2045 LRTP



2045 Long Range Transportation Plan

- Interim update focused on maintaining consistency with the TIP and Ten Year Plan.
- Updated **project listing & fiscal analysis** to reflect current projects in Ten Year Plan and TIP
- Added new projects from Communities and Studies
- Shifted **project timing** to reflect prioritized project list
- Full update scheduled to be completed later in 2023



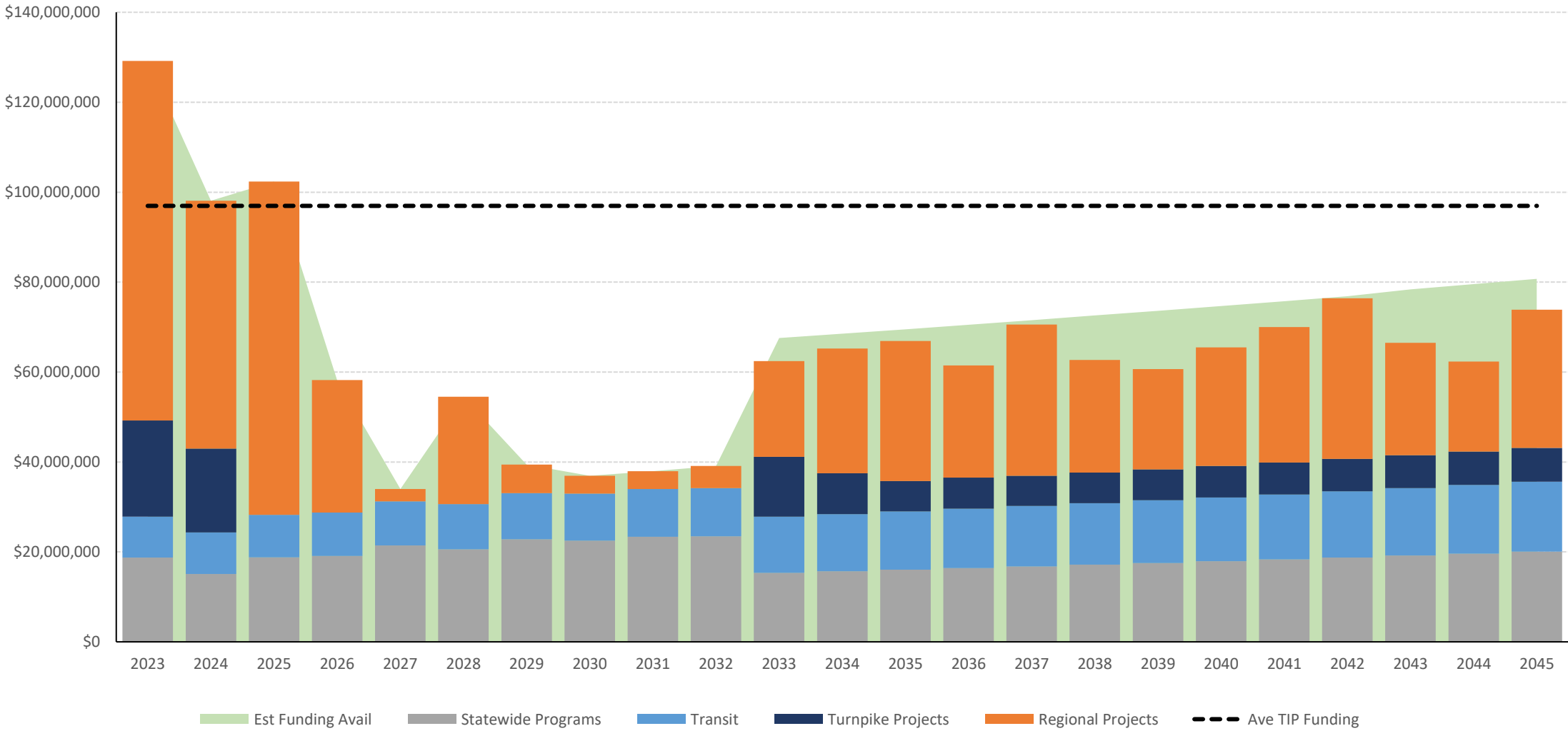
Long Range Plan Projects

105 Project listings(Plus 47 in TIP)

- All Surface Modes (Highway, Transit, Bike, and Pedestrian)
- Estimates of future Transit, Turnpike, and Programmatic expenditures
- Cost = Approximately **\$1.4 Billion** (including 2.8% inflation/year)

	2023-2026	2027-2032	2032-2045	Total
Regional Projects	\$ 238,678,291	\$ 45,815,701	\$ 354,060,774	\$ 638,554,766
Statewide Programs (share)	\$ 71,787,388	\$ 134,222,111	\$ 228,981,428	\$ 434,990,927
Transit	\$ 37,404,658	\$ 61,904,819	\$ 181,504,980	\$ 280,814,457
Turnpike Projects	\$ 40,006,800	\$ 0	\$ 100,055,378	\$ 140,062,178
Total	\$ 316,089,381	\$ 241,942,631	\$ 864,602,562	\$1,494,422,328

2045 LRTP Projects Programming



152 Project listings

Cost = Approximately **\$1.5 Billion** (including 2.8% inflation/year)

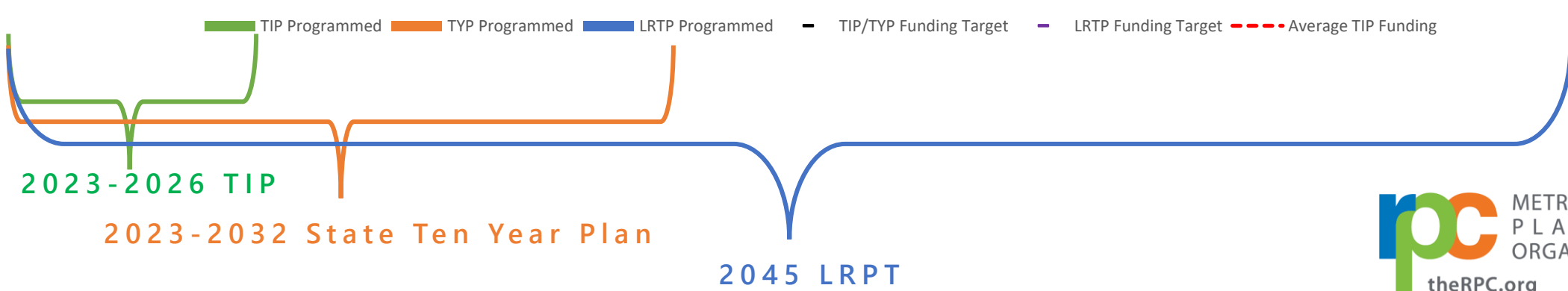
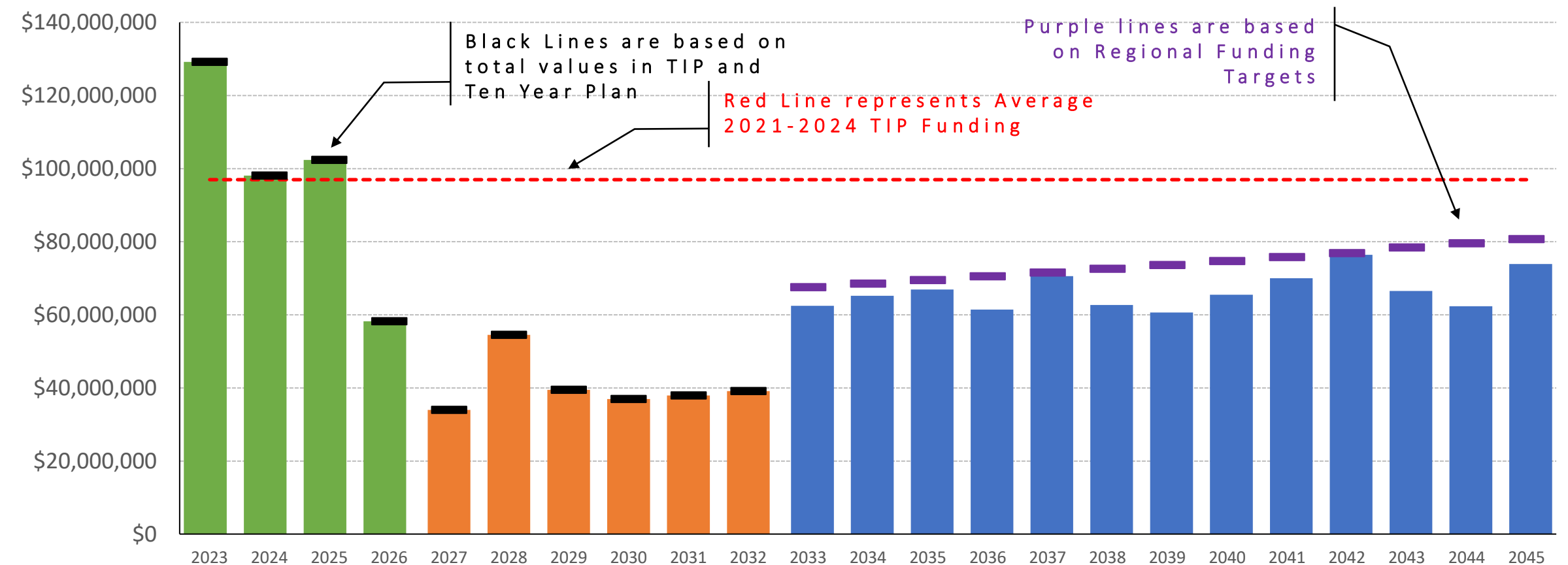


Fiscal Constraint Assumptions

- Estimate of Revenues from NH DOT based on agreed to methodology (consistent among MPOs)
- Funds in the STIP/TIP & Ten Year Plan equal the regional share for those years (2023-2032)
- Beyond the Ten Year Plan, the RPC “share” of revenues is 22.5% of Turnpike maintenance funds and 13.3% of all other resources.
- Costs inflated at 2.8% per year

Annual Revenues \geq Annual Project Costs
for each year of TIP and Plan

2023-2026 TIP & 2045 LRTP Constraint



Plan Comments/changes

- ✓ Need to finish updating the System Performance Report
- ✓ Complete update to the Plan is still in process – likely completed late 2023

Recommended Action on TIP and Plan

- Recommend adoption of the 2023-2026 TIP and the 2045 Plan to the MPO Policy Committee
 - ✓ Include COAST 5339(b) grant and FTA Transit Infrastructure Funding project(s) in TIP.
 - ✓ Include shift of funds from Maplewood Ave to Peverly Hill Road in Portsmouth in TIP
 - ✓ Address other comments as needed
 - ✓ The TIP and Plan are Fiscally Constrained
 - ✓ The TIP and Plan reflect regional priorities
 - ✓ Transportation Conformity has been addressed as required
 - ✓ The TIP and Plan make progress towards achieving the region's performance targets.